TEC-MAR® LIGHTING

7055 mod. ALL MODEL

Istruzioni di montaggio // Instruction sheet // Instructions d'assemblage // Montageanleitung // تعليمات التجميع

made in Italy

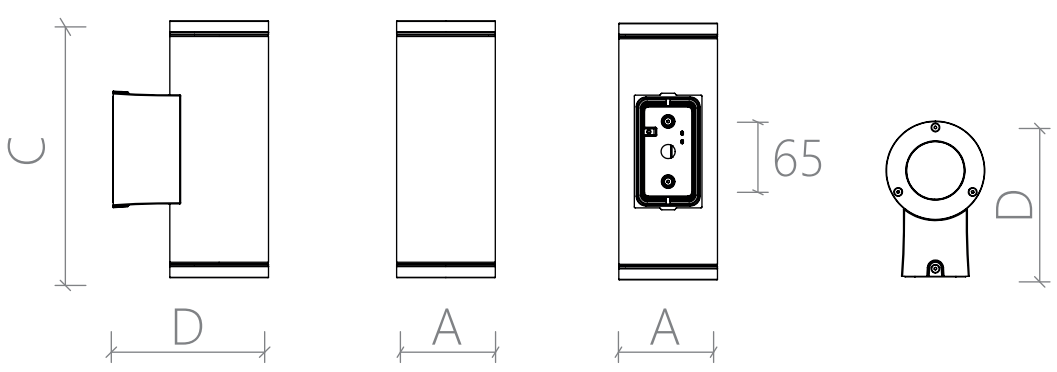

7055:

A	B	C	D	KG
105	-	273	165	2

A	B	C	D	KG
105	-	273	165	2,5

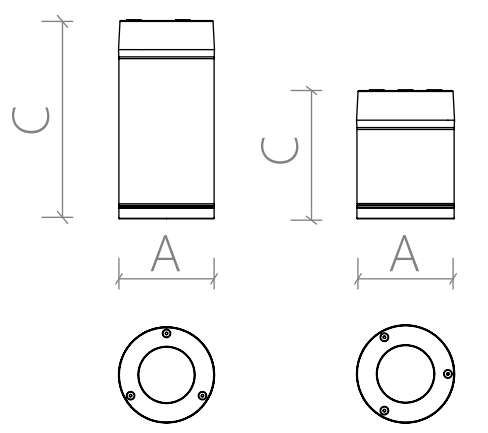

7055:

A	B	C	KG
105	-	220	1,3

A	B	C	KG
105	-	140	0,8

Max altezza d'installazione
Max installation height

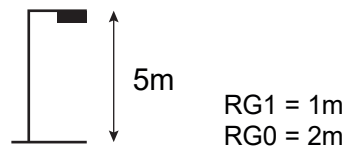

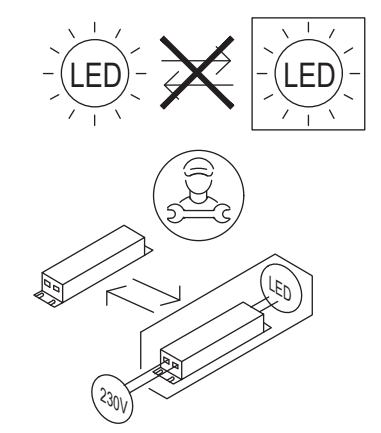

IT **NOTE DI SICUREZZA GENERALE**

1. Il montaggio e la manutenzione possono essere eseguiti soltanto da personale con competenze specifche.
2. Prima di procedere al montaggio, verifcare che la rete non sia messa in tensione.
3. Seguire le istruzioni per garantire un funzionamento corretto e sicuro.
4. Utilizzare solo pezzi di ricambio originali per eventuali riparazioni o manutenzioni.
5. Utilizzare esclusivamente le fonti di luce idonee come indicato.
6. Non tirare il cavo di alimentazione o sollevare l'apparecchio dal cavo in questione.
7. Il produttore non garantisce per danni derivanti dal montaggio e/o utilizzo improprio.
8. Per eventuali problemi contattare il fornitore.
9. Il produttore non risconoscerà la garanzia se si dovesse riscontrare che l'apparecchio è sta-
to modificato.
10. L'installazione dei prodotti deve essere eseguita a regola d'arte.
11. Se il cavo flessibile esterno di questo apparecchio è danneggiato, deve essere sostituito esclusivamente dal fabbricante, dal suo servizio di assistenza o da personale qualificato equivalent, al fine di evitare pericoli.

ATTENZIONE !
Non aprire l'apparecchio o modificare le sue caratteristiche.
La sorgente di illuminazione a LED contenuta in questo apparecchio di illuminazione deve essere sostituita solo dal costruttore.

EN **GENERAL SAFETY NOTES**

1. Only competent persons are allowed to perform mounting and maintenance.
2. Before installation make sure that there is no voltage in the network.
3. Please follow the instruction supplied with the product to ensure proper and safe operation.
4. Use only original parts for repairs or maintenance.
5. Use only suitable light sources indicated on the label.
6. Do not pull the power cord or lift the lamp by the wiring cable.
7. Manufacturer does not guarantee for damage caused by incorrect installation and/or use.
8. If you have any problems contact your supplier.
9. The manufacturer will not recognise the warranty if it is found that the device has been modified.
10. The installation of the products must be performed in a workmanlike manner.
11. If the external flexible cable or cord of this luminaire is damage, it shall be exlusively replace by the manufacturer or his service agent or a similar qualified person in order to avoid a hazard.

ATTENTION !
Do not open or modify this fixture.
The LED bulb in this luminaire can be replaced exclusively by the Manufacturer.

FR **NOTES GÉNÉRALES DE SÉCURITÉ**

1. L'assemblage et la maintenance ne peuvent être effectués que par du personnel espèces spécifiques.
2. Avant de procéder à l'assemblage, vérifiez que le réseau n'est pas tendu.
3. Suivez les instructions pour assurer un fonctionnement correct et sûr.
4. N'utilisez que des pièces de rechange d'origine pour les réparations ou la maintenance.
5. Utilisez uniquement des sources de lumière appropriées, comme indiqué.
6. Ne tirez pas sur le cordon d'alimentation et ne soulevez pas l'appareil du cordon en question.
7. Le fabricant ne garantit pas les dommages résultant de l'assemblage et / ou d'une mauvaise utilisation.
8. Pour tout problème, contactez le fournisseur.
9. Le fabricant ne reconnaîtra pas la garantie s'il a été constaté que l'appareil était changé.
10. L'installation des produits doit être effectuée de manière professionnelle.
11. Si le câble flexible externe de cet appareil est endommagé, il doit être remplacé uniquement par le fabricant, son service après-vente ou un personnel qualifié équivalent, afin d'éviter tout danger.

ATTENTION!
N'ouvrez pas l'appareil et ne changez pas ses caractéristiques.
La source lumineuse LED contenue dans ce luminaire ne doit être remplacée que par le fabricant.

DE **ALLGEMEINE SICHERHEITSHINWEISE**

1. Montage und Wartung dürfen nur von Personal mit bestimmte Arten.
2. Bevor Sie mit der Montage fortfahren, vergewissern Sie sich, dass das Netzwerk nicht gespannt ist.
3. Folgen Sie den Anweisungen, um eine Funktion zu gewährleisten richtig und sicher.
4. Verwenden Sie für Reparaturen oder Wartungsarbeiten nur Originalersatzteile.
5. Verwenden Sie nur geeignete Lichtquellen wie angegeben.
6. Ziehen Sie nicht am Netzkabel und heben Sie das Gerät nicht vom betreffenden Kabel ab.
7. Der Hersteller übernimmt keine Garantie für entstandene Schäden aus Montage und / oder unsachgemäßer Verwendung.
8. Bei Problemen kontaktieren Sie den Lieferanten.
9. Der Hersteller erkennt die Garantie nicht an, wenn das Gerät festgestellt wurde geändert.
10. Die Installation von Produkten muss fachgerecht durchgeführt werden.
11. Wenn das externe flexible Kabel dieses Geräts beschädigt ist, darf es nur durch den Hersteller, seinen Kundendienst oder gleichwertig qualifiziertes Personal ersetzt werden, um Gefährdungen zu vermeiden.

ACHTUNG!
Öffnen Sie das Gerät nicht und ändern Sie seine Funktionen nicht.
Die in dieser Leuchte enthaltene LED-Lichtquelle darf nur vom Hersteller ersetzt werden.

KSA

ملاحظات الأمن العام
1. التجميع والصيانة يمكن القيام بها فقط من قبل الموظفين مع أنواع محددة.
2. قبل الشروع في التجميع، تأكد من أن الشبكة ليست مشدودة.
3. اتبع التعليمات لضمان وظيفية صحيحة وآمنة.
4. استخدم قطع الغيار الأصلية فقط للإصلاح أو الصيانة.
5. استخدم مصادر الضوء المناسبة فقط كما هو محدد.
6. لا تقم بسحب سلك الطاقة أو رفع الجهاز من السلك المعني.
7. الشركة المصنعة لا تضمن الأضرار الناتجة من التجميع و / أو الاستخدام غير السليم.
8. عن أي مشاكل الاتصال المورد.
9. لا يعترف المصنع على الضمان إذا تبين له أن الجهاز كان تغييره.
10. يجب أن يتم تنفيذ تركيب المنتجات تيكرام بطريقة عمل.
11. في حالة تلف الكابل المرن الخارجي لهذا الجهاز، يجب استبداله فقط من قبل الشركة المصنعة، أو خدمة ما بعد البيع أو موظف مؤهل مكافئ، وذلك لتجنب المخاطر.

تحذير!
لا تفتح الجهاز أو تغير ميزاته.
يجب استبدال مصدر ضوء LED الموجود في وحدة الإنارة هذه فقط من قبل الشركة المصنعة.

La Direttiva Europea 2002/95/CE sul trattamento dei rifiuti di apparecchi elettrici ed elettronici
(RAEE) dispone quanto segue:
1. Gli apparecchi di illuminazione non devono essere trattati come normali rifiuti urbani.
2. Gli apparecchi illuminanti dismessi devono essere consegnati alle discariche espressivamente autorizzate o riconsegnate al distributore all'atto dell'acquisto di un nuovo apparecchio.
3. Le lampade, se smaltite con l'apparecchio, non devono essere frantumate in quanto contenenti sostanze altamente inquinanti per l'ambiente.
4. Il simbolo del bidone barrato è riportato sui prodotti per ricordare gli obblighi di raccolta separata.
5. Lo smaltimento abusivo dei detti rifiuti è punito dalla legge.

Pursuant to the EU Directive 2002/95/CE on waste electrical and electronic equipment (WEEE) the following shall apply:
1. Lighting fittings are not to be trated as urban waste.
2. Discarded lighting fittings are to be delivered to authorised waste disposal facilities or return to the distributor when a new equipment of the same time is purchased.
3. Fixtures that are disposed of must not be disassembled or crushed as they contain highly polluting substances.
4. The crossed-out bin mark is applied to remind users thar the must be disposed of according toapplicable legislation.
5. Unauthorised disposal of waste is on offence and will resulr in the penalities prescribed by the law.

La directive européenne 2002/95 / CE sur le traitement des déchets d'équipements électriques et électroniques
(RAEE) fournit ce qui suit:
1. L'équipement d'éclairage ne doit pas être traité comme un déchet urbain normal.
2. Les appareils d'éclairage mis au rebut doivent être livrés aux sites d'enfouissement expressément autorisés ou retournés au distributeur lors de l'achat d'un nouvel appareil.
3. Les lampes, si elles sont éliminées avec l'appareil, ne doivent pas être écrasées car elles contiennent des substances hautement polluantes pour l'environnement.
4. Le symbole de la poubelle barrée est indiqué sur les produits pour vous rappeler les obligations de collecte séparée.
5. L'élimination illégale de ces déchets est punissable par la loi.

Die Europäische Richtlinie 2002/95 / CE zur Behandlung von Elektro- und Elektronik-Altgeräten
(RAEE) bietet Folgendes:
1. Beleuchtungseinrichtungen dürfen nicht als normaler städtischer Abfall behandelt werden.
2. Ausrangierte Leuchten müssen auf Deponien geliefert werden, die ausdrücklich autorisiert sind oder beim Kauf eines neuen Geräts an den Händler zurückgegeben werden.
3. Wenn Lampen zusammen mit dem Gerät entsorgt werden, dürfen sie nicht zerkleinert werden, da sie stark umweltbelastende Stoffe enthalten.
4. Das Symbol der durchgestrichenen Mülltonne wird auf den Produkten angezeigt, um Sie an separate Sammelver-pflichtungen zu erinnern.
5. Die illegale Entsorgung solcher Abfälle ist strafbar.

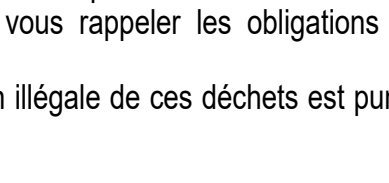

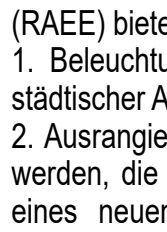

- ATTENZIONE: RISCHIO DI SCOSSA ELETTRICA
- MANEGGIARE CON CURA
- USARE GUANTI ELETTROSTATICI.

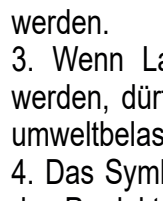

- ATTENTION: RISK OF ELECTRIC SHOCK
- OBESRVE PRECAUTION FOR HANDLING
- USE ANTISTATIC GLOVES.

Costruttore / Manufacturer TEC-MAR S.r.l.
Made in Italy Via delle Industrie 1, 26835 Crespiatica (LO) Italy - Tel. +39 0371 484029
email: info@tec-mar.it - www.tec-mar.it

IP66 | 650° | IK08 | 220-240Vac 50/60Hz



L1 = Linea 1
L2 = Linea 2
L3 = Linea 3
N = Neutro
⏚ = Terra
D1 = Dali 1
D2 = Dali 2
D+ = Dim 1-10V +
D- = Dim 1-10V -

Standard	1-10V	DALI
spelatura cavetti cordati, solidi e flessibil *stranded,solidand flexiblewiresstripping*	spelatura cavetti cordati, solidi e flessibil *stranded,solidand flexiblewiresstripping*	spelatura cavetti cordati, solidi e flessibil *stranded,solidand flexiblewiresstripping*
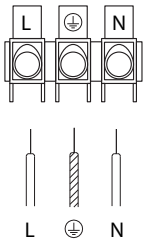	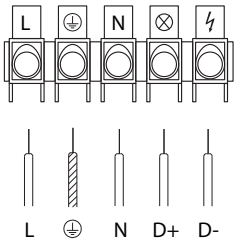	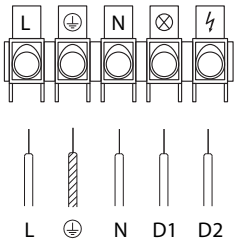

1

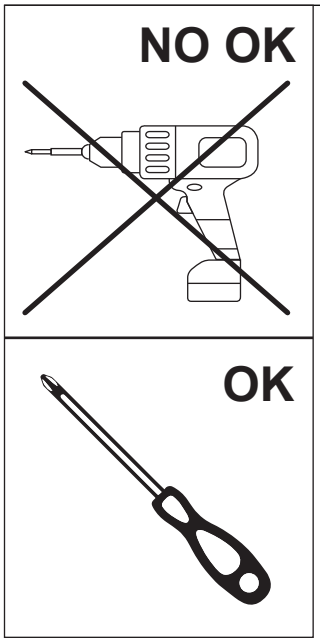

2

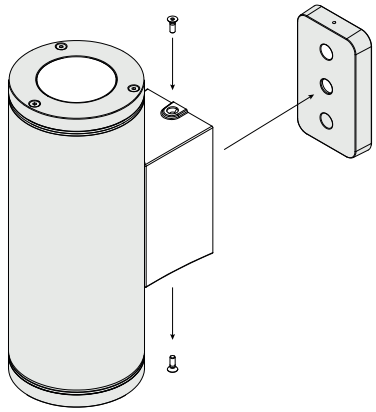

3

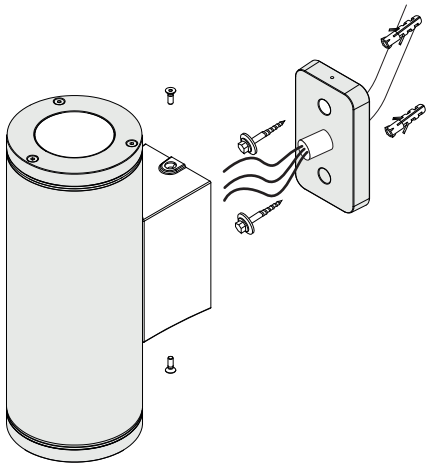

4

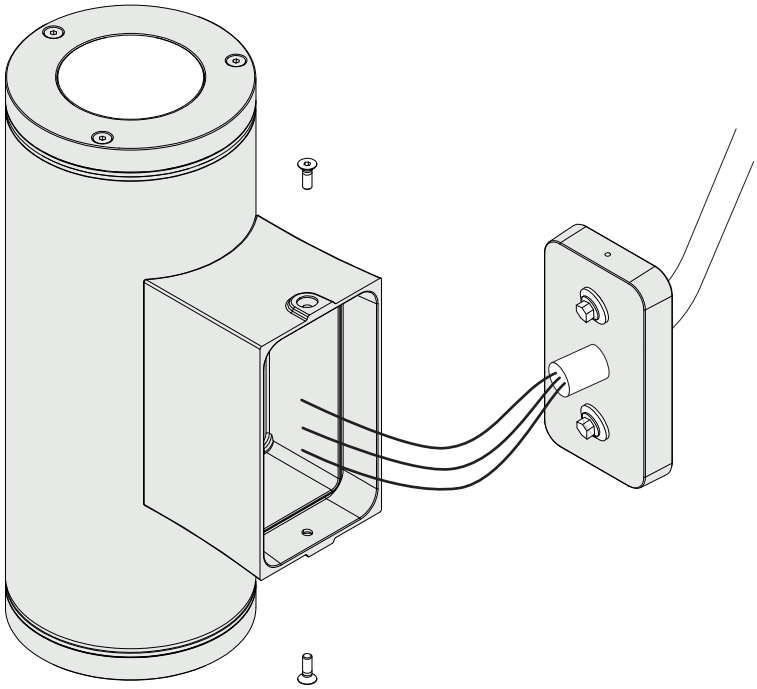





L1 = Linea 1
L2 = Linea 2
L3 = Linea 3
N = Neutro
⏚ = Terra
D1 = Dali 1
D2 = Dali 2
D+ = Dim 1-10V +
D- = Dim 1-10V -

Standard	1-10V	DALI
spelatura cavetti cordati, solidi e flessibili *stranded,solidand flexiblewiresstripping*	spelatura cavetti cordati, solidi e flessibili *stranded,solidand flexiblewiresstripping*	spelatura cavetti cordati, sdidi e flessibili *stranded,solidand flexiblewiresstripping*

1

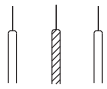

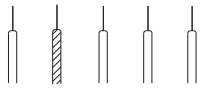

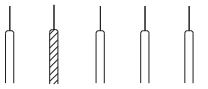





2

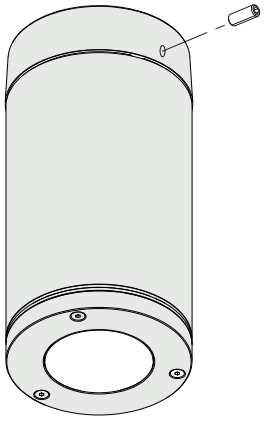

3

4

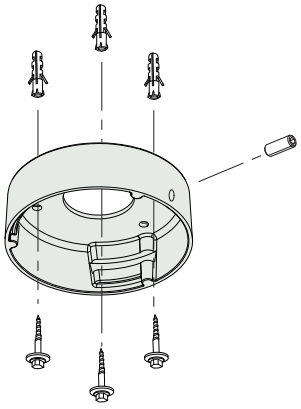

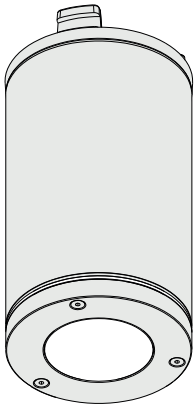
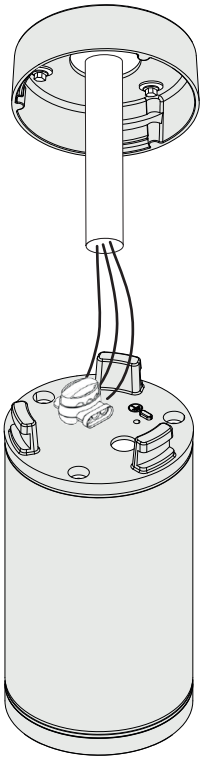
5