

TEC-MAR®

LIGHTING



P R O N T A C O N S E G N A | 2 0 2 6 r e v . 1



TEC-MAR

Spedizione express 24/48H

Tutti gli articoli presenti in questa brochure sono disponibili a magazzino.

Gli ordini di pronta consegna, inviati all'indirizzo e-mail 48h@tec-mar.it, vengono gestiti con priorità e spediti entro 24/48 ore dalla ricezione.

Il servizio è riservato esclusivamente ai prodotti presenti nella selezione pronta consegna.

Per ordini con quantitativi superiori a **25 pezzi** per singolo codice, vi invitiamo a contattarci preventivamente al fine di verificare la disponibilità a magazzino della quantità richiesta e garantire una corretta gestione dell'ordine.

Express shipping 24/48H

All items in this brochure are available in stock.

Pronta consegna orders, sent to the e-mail address 48h@tec-mar.it, are processed as a priority and shipped within 24/48 hours of receipt.

This service is reserved exclusively for products included in the pronta consegna selection.

For orders exceeding **25 pieces** per item code, please contact us in advance to check the availability of the requested quantity in stock and ensure correct order processing.

INDICE PRODOTTI / PRODUCT INDEX



BEST 0
Pag. 2



BEST 1
Pag. 3



BEST 2
Pag. 4



BEST 3
Pag. 5



BEST 4
Pag. 6



POLAR 0
Pag. 7



POLAR 1
Pag. 7



POLAR 2
Pag. 8




POLAR 3
Pag. 9



POLAR 4
Pag. 10



MIR B
Pag. 11



MIR
Pag. 12



RIO
Pag. 13



EVA
Pag. 14



NOVA
Pag. 15



MIG 1B
Pag. 16



QUADRA
Pag. 17



QUADRA HP
Pag. 17




ARC (mod. B6 9W)
Pag. 18



ARC (mod. B6 14W)
Pag. 19



ARC (mod. S6)
Pag. 20



MILO (mod. MD-BD)
Pag. 21



MILO (mod. BS)
Pag. 22



CRIO
Pag. 23



ZOE
Pag. 24



GEM
Pag. 25



PASO
Pag. 26



PIXEL
Pag. 27



OLAF (mod. MS)
Pag. 28



OLAF (mod. RS)
Pag. 29



OLAF (retrofit)
Pag. 30



BOSTON
Pag. 31



ROD
Pag. 32



ROD (mod. G3)
Pag. 33

BEST 0

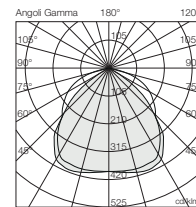
Proiettore / Floodlight



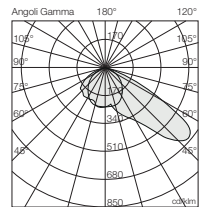
QR sito web



Codice	Mod.	W	°K-CRI	Lm OUTPUT	Replaces	L x P x H (mm)	Col.
7200PR4040GL	PR	40	4000-80	6417	70W JM/SAP	147 x 48 x 270	●
7200AR4040GL	AR	40	4000-80	6040	70W JM/SAP	147 x 48 x 270	●

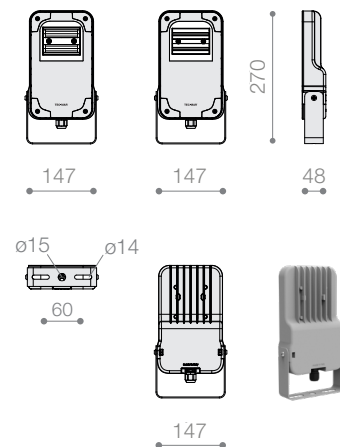


mod.PR
Simmetrico 90°



mod.AR
Asimmetrico 55°

LED |
 CE |
 220 V~ |
 IP66 |
 IK08 |
 RG0/RG1 |
 CRI >80 |
 3 step MacAdam |
 L90-B10 >100.000h |
 10 kV |
 Ball Test DIN 18032-3 |
 TI |
 Pre-cablato cavo H07RN-F (800 mm) |
 SILVER |
 7 ANNI DI GARANZIA



BEST 2

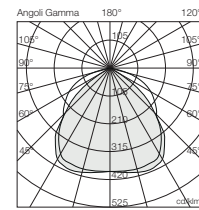
Proiettore / Floodlight



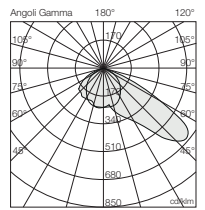
QR sito web



Codice	Mod.	W	°K-CRI	Lm OUTPUT	Replaces	L x P x H (mm)	Col.
7202PR4120GL	PR	120	4000-80	18377	250W JM/SAP	250 x 60 x 379	●
7202AR4120GL	AR	120	4000-80	17296	250W JM/SAP	250 x 60 x 379	●

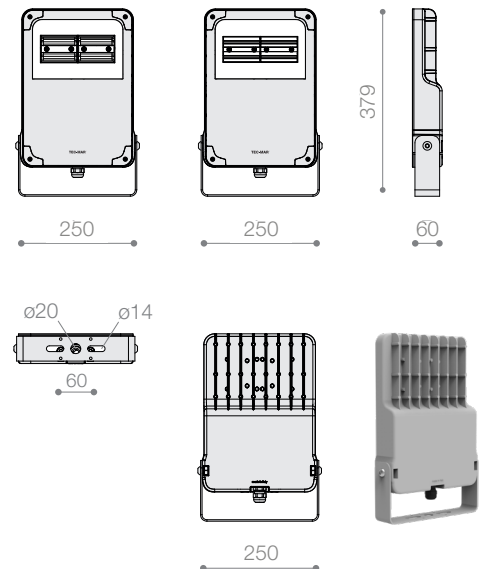


mod.PR
Simmetrico 90°



mod.AR
Asimmetrico 55°

LED |
 CE |
 220/240 V~ |
 IP66 |
 IK08 |
 RG0/RG1 |
 CRI >80 |
 3 step MacAdam |
 L90-B10 >100.000h |
 10 kV |
 Ball Test DIN 18032-3 |
 ti |
 Pre-cablatο cavo H07RN-F (800 mm) |
 SILVER |
 7 ANNI DI GARANZIA



BEST 3

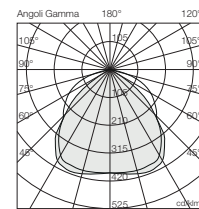
Proiettore / Floodlight



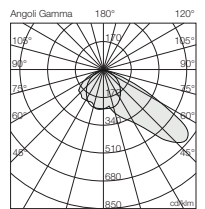
QR sito web



Codice	Mod.	W	°K-CRI	Lm OUTPUT	Replaces	L x P x H (mm)	Col.
7203PR4190GL	PR	190	4000-80	28878	400W JM/SAP	326 x 64 x 404	●
7203AR4190GL	AR	190	4000-80	27179	400W JM/SAP	326 x 64 x 404	●

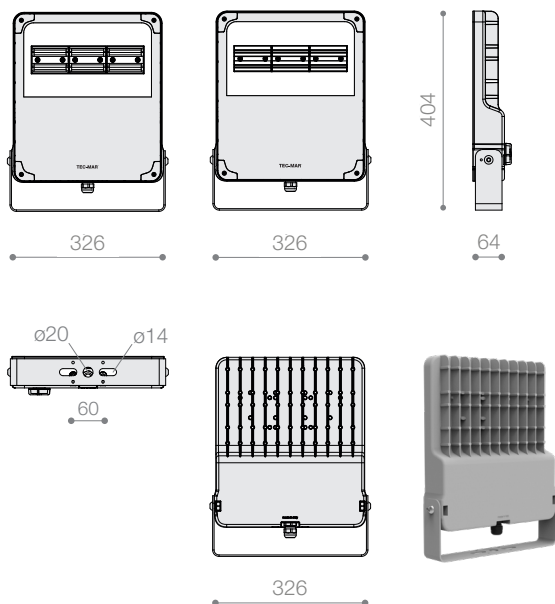


mod.PR
Simmetrico 90°



mod.AR
Asimmetrico 55°

LED | CE | 220/240 V~ | IP66 | IK08 | RG0/RG1 | CRI >80 | 3 step MacAdam | L90-B10 >100.000h | 10 kV | Ball Test DIN 18032-3 | Pre-cablatο cavo H07RN-F (800 mm) | SILVER | 7 ANNI DI GARANZIA



BEST 4

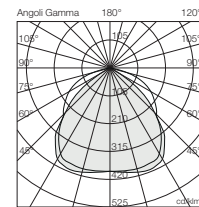
Proiettore / Floodlight



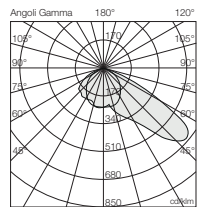
QR sito web



Codice	Mod.	W	°K-CRI	Lm OUTPUT	Replaces	L x P x H (mm)	Col.
7204PR4240GL	PR	240	4000-80	38972	400W JM/SAP	349 x 70 x 479	●
7204AR4240GL	AR	240	4000-80	36679	400W JM/SAP	349 x 70 x 479	●

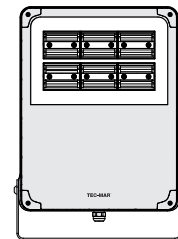


mod.PR
Simmetrico 90°

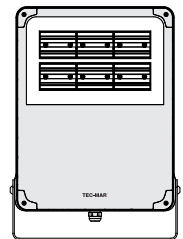


mod.AR
Asimmetrico 55°

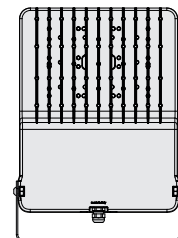
LED | CE | 220/240 V~ | IP66 | IK08 | RG0/RG1 | CRI >80 | 3 step MacAdam | L90-B10 >100.000h | 10 kV | Ball Test DN 18032-3 | ti | Pre-cablatο cavo H07RN-F (800 mm) | SILVER | 7 ANNI DI GARANZIA



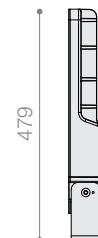
349



349

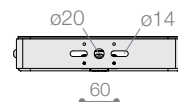


349



479

70



60

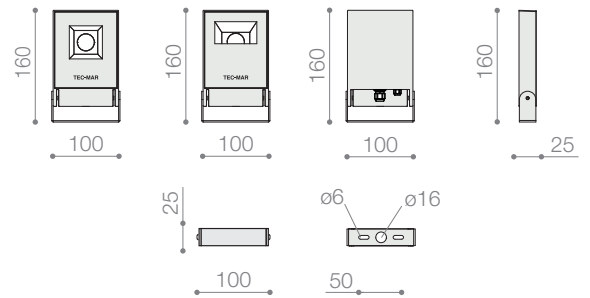


POLAR 0

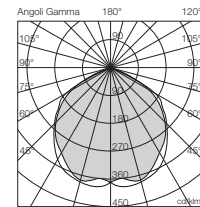
Proiettore / Floodlight



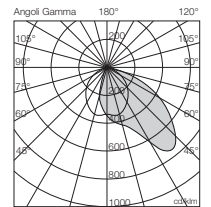
QR sito web



Codice	Mod.	W	°K-CRI	Lm OUTPUT	Replaces	L x P x H (mm)	Col.
7025P93030GL	P9	30	3000-80	3839	70W JM	100 x 25 x 160	●
7025A53030GL	A5	30	3000-80	3571	70W JM	100 x 25 x 160	●
7025P94030GL	P9	30	4000-80	3870	70W JM	100 x 25 x 160	●
7025A54030GL	A5	30	4000-80	3600	70W JM	100 x 25 x 160	●



mod.PR
Simmetrico 90°



mod.AR
Asimmetrico 45°

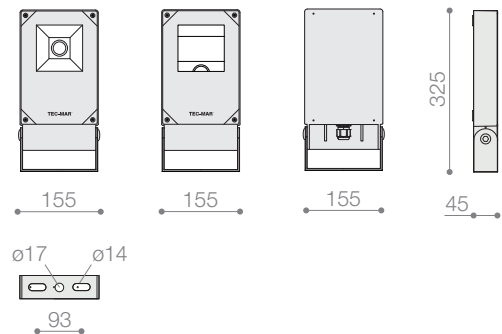
LED | CE | 220/240 V~ | IP66 | IK08 | RG0/RG1 | 3 step MacAdam | L80-B20 > 50.000 h / L80-B50 > 75.000 h | Pre-cablato Cavo H07RN-F (800 mm) | SILVER | ANNI DI GARANZIA

POLAR 1

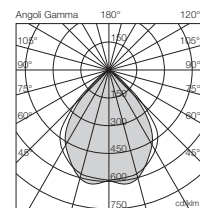
Proiettore / Floodlight



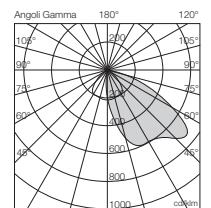
QR sito web



Codice	Mod.	W	°K-CRI	Lm OUTPUT	Replaces	L x P x H (mm)	Col.
7026PR4040GL	PR	40	4000-80	6352	70W JM/SAP	155 x 45 x 325	●
7026AR4040GL	AR	40	4000-80	6014	70W JM/SAP	155 x 45 x 325	●
7026PR4073GL	PR	73	4000-80	11675	150W JM/SAP	155 x 45 x 325	●
7026AR4073GL	AR	73	4000-80	11052	150W JM/SAP	155 x 45 x 325	●



mod.PR
Simmetrico 90°



mod.AR
Asimmetrico 45°

LED | CE | 220/240 V~ | IP66 | IK08 | RG0/RG1 | CRI > 80 | 3 step MacAdam | L90-B10 > 100.000 h | 10 kV | Ball Test DN 18032-3 | Pre-cablato Cavo H07RN-F (1000 mm) | SILVER | ANNI DI GARANZIA

POLAR 2

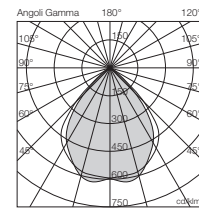
Proiettore / Floodlights



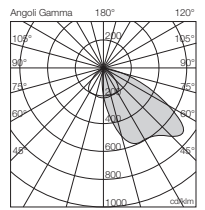
QR sito web



Codice	Mod.	W	°K-CRI	Lm OUTPUT	Replaces	L x P x H (mm)	Col.
7027PR4090GL	PR	90	4000-80	15061	150W JM/SAP	205 x 50 x 365	●
7027AR4090GL	AR	90	4000-80	14258	150W JM/SAP	205 x 50 x 365	●
7027PR4120GL	PR	120	4000-80	18039	250W JM/SAP	205 x 50 x 365	●
7027AR4120GL	AR	120	4000-80	17077	250W JM/SAP	205 x 50 x 365	●

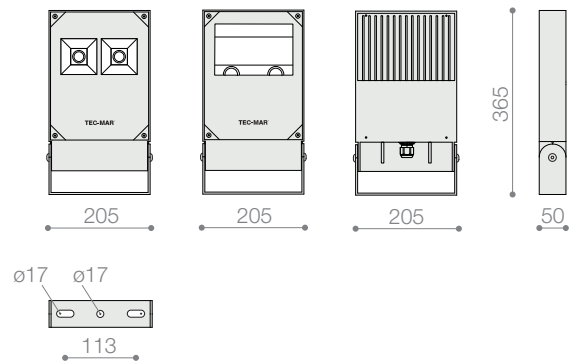


mod.PR
Simmetrico 90°



mod.AR
Asimmetrico 45°

LED |
 CE |
 220/240 V~ |
 IP66 |
 IK08 |
 RG0/RG1 |
 CRI >80 |
 3 step MacAdam |
 L90-B10 >100.000h |
 10 kV |
 Ball Test DIN 18032-3 |
 t1 |
 Pre-cablatο cavo H07RN-F (1000 mm) |
 SILVER |
 7 ANNI DI GARANZIA



POLAR 3

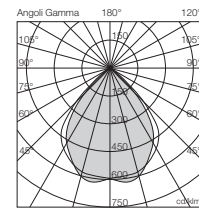
Proiettore / Floodlights



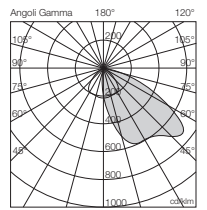
QR sito web



Codice	Mod.	W	°K-CRI	Lm OUTPUT	Replaces	L x P x H (mm)	Col.
7028PR4190GL	PR	190	4000-80	28668	400W JM/SAP	295 x 55 x 425	●
7028AR4190GL	AR	190	4000-80	27139	400W JM/SAP	295 x 55 x 425	●

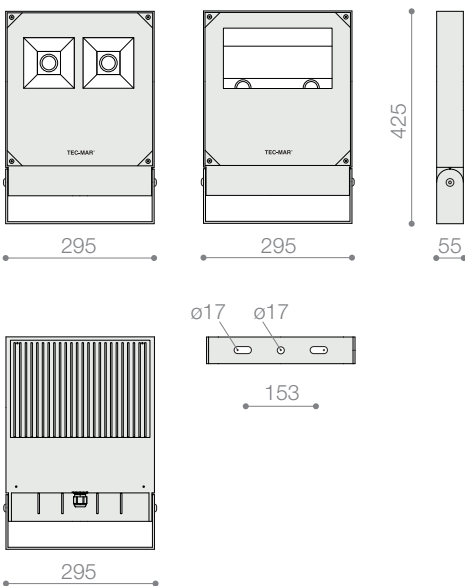


mod.PR
Simmetrico 90°



mod.AR
Asimmetrico 45°

LED | CE | 220/240 V~ | IP66 | IK08 | RG0/RG1 | CRI >80 | 3 step MacAdam | L90-B10 >100.000h | 10 kV | Ball Test DIN 18032-3 | Pre-cablat cavo H07RN-F (1000 mm) | SILVER | 7 ANNI DI GARANZIA



POLAR 4

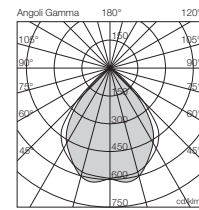
Proiettore / Floodlights



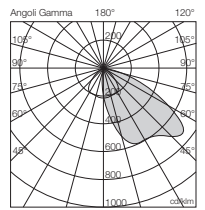
QR sito web



Codice	Mod.	W	°K-CRI	Lm OUTPUT	Replaces	L x P x H (mm)	Col.
7029PR4240GL	PR	240	4000-80	38704	400W JM/SAP	325 x 70 x 500	●
7029AR4240GL	AR	240	4000-80	36640	400W JM/SAP	325 x 70 x 500	●

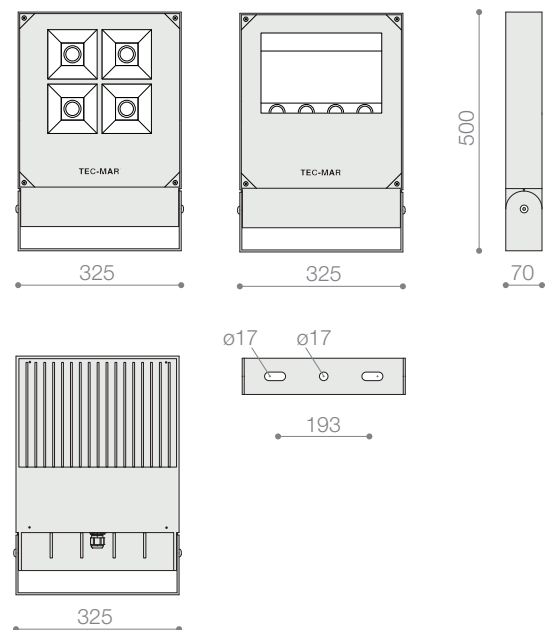


mod.PR
Simmetrico 90°



mod.AR
Asimmetrico 45°

LED |
 CE |
 220/240 V~ |
 IP66 |
 IK08 |
 RG0/RG1 |
 CRI >80 |
 3 step MacAdam |
 L90-B10 >100.000h |
 10 kV |
 Ball Test DN 18032-3 |
 t1 |
 Pre-cablatο cavo H07FN-F (1000 mm) |
 SILVER |
 7 ANNI DI GARANZIA



MIR B

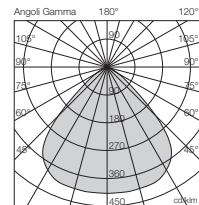
Riflettore industriale / Industrial reflector



QR sito web



Codice	Mod.	W	°K-CRI	Lm OUTPUT	Replace	Ø x H (mm)	Col.
8153SU4200GL	SU	200	4000-80	32324	400W JM/SAP	280 x 145	●


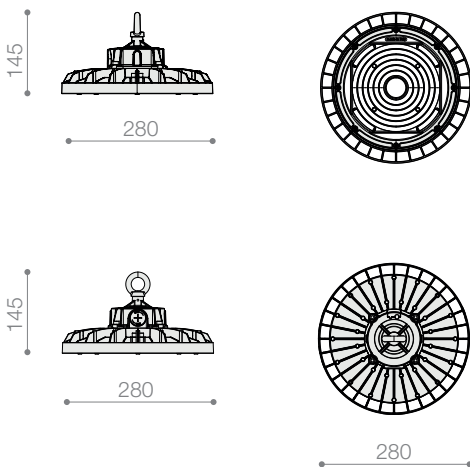


mod.SU
Diffondente 90°

DIP switch

8153SU4200GL	
W	Lm OUTPUT
120	20472
160	26437
200	32324

LED |
 CE |
 220/240 V~ |
 IP66 |
 IK08 |
 RG0/RG1 |
 CRI >80 |
 3 step MacAdam |
 L90-B10 >75.000h |
 6 kV |
 Ball Test DIN 18032-3 |
 Connettere rapido incluso |
 Dip-switch |
 SILVER |
 7 ANNI DI GARANZIA




RIO

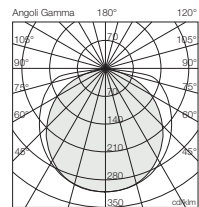
Armatura stagna / Watertight fixture



QR sito web


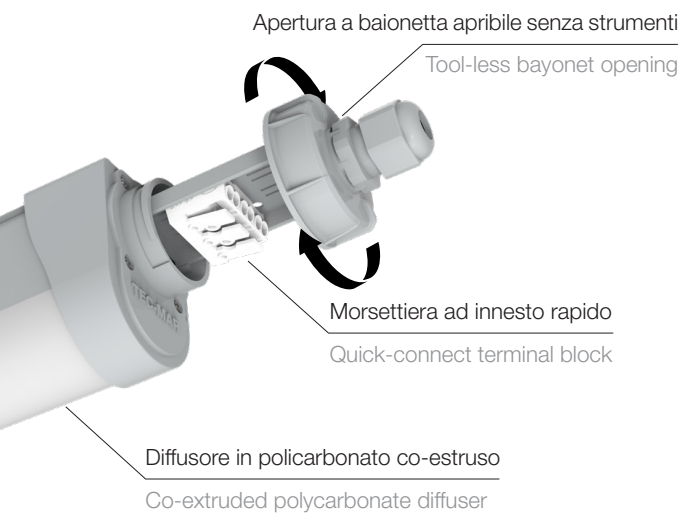
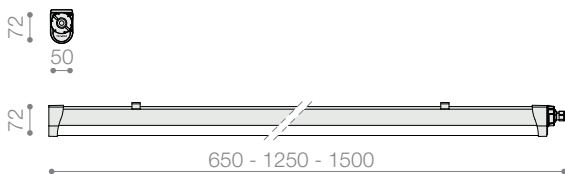


Codice	Mod.	W	°K-CRI	Lm OUTPUT	Replace	L x P x H (mm)	Col.
2120LD4018EL	LD	18	4000-80	2415	2x18W FLUO	650 x 50 x 72	●
2120LD4036EL	LD	36	4000-80	4801	2x36W FLUO	1250 x 50 x 72	●
2120LD4058EL	LD	58	4000-80	7707	2x58W FLUO	1500 x 50 x 72	●



mod.LD
Diffondente 120°

| | 220/240 V~ | | IP66 | IK08 | RG0/RG1 | CRI >80 | 3 step MacAdam | L90-B10 >60.000h | GRIGIO | 7 ANNI DI GARANZIA



EVA

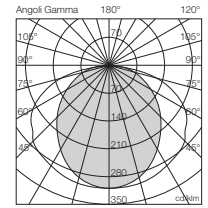
Armatura stagna / Watertight fixture



QR sito web

Codice	Mod.	W	°K-CRI	Lm OUTPUT	Replaces	L x P x H (mm)	Col.
2100LD4019EL	LD	19	4000-80	2378	1-2x18W FLUO	595 x 62 x 62	○
2100LD4036EL	LD	36	4000-80	4851	2x36W FLUO	1155 x 62 x 62	○
2100LD4054EL	LD	54	4000-80	7402	2x58W FLUO	1435 x 62 x 62	○
2100LD4060EL	LD	60	4000-80	8032	2x58W FLUO	1435 x 62 x 62	○
2100LD4072EL	LD	72	4000-80	9852	2x58W FLUO	1435 x 62 x 62	○

DIP switch



mod.LD
Diffondente 120°

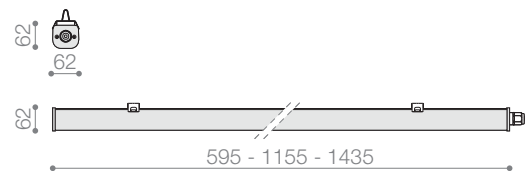
2100LD4019EL	
W	Lm OUTPUT
9	1189
12	1460
19	2378

2100LD4036EL	
W	Lm OUTPUT
23	3478
30	4443
36	4851
41	5721

2100LD4054EL	
W	Lm OUTPUT
29	4220
38	5554
45	6311
54	7402

2100LD4060EL	
W	Lm OUTPUT
51	6853
60	8032
66	9679

| | 220/240 V~ | | IK08 | RG0/RG1 | CRI >80 | 3 step MacAdam | L90-B10 > 60.000 h | L80-B50 > 100.000 h | Dip Switch | DIFF. OPALE | 7 ANNI DI GARANZIA



NOVA

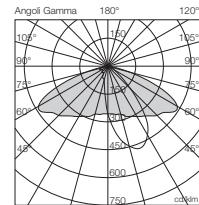
Armatura stradale / Streetlight



QR sito web


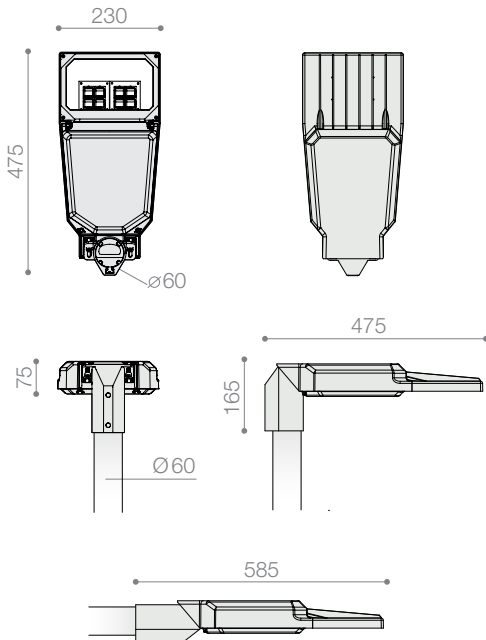


Codice	Mod.	W	°K-CRI	Lm OUTPUT	Replaces	L x P x H (mm)	Col.
9210T24040GL	T2	40	4000-70	6013	70W JM/SAP	230 x 475 x 75	●
9210T24056GL	T2	56	4000-70	8168	100W JM/SAP	230 x 475 x 75	●
9210T24075GL	T2	75	4000-70	12026	150W JM/SAP	230 x 475 x 75	●
9210T24120GL	T2	120	4000-70	16312	250W JM/SAP	230 x 475 x 75	●



mod.T2
Optica stradale

| | 220/240 V~ | | IP66 | IK08 | RG0/RG1 | CRI >70 | 3 step MacAdam | **L90-B10 >100.000h** | 10 kV | | Pre-cablato cavo H07RN-F (600 mm) | SILVER | 7 ANNI DI GARANZIA



MIG 1B

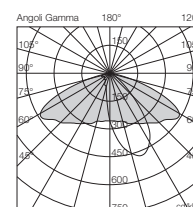
Armatura stradale / Streetlight



QR sito web

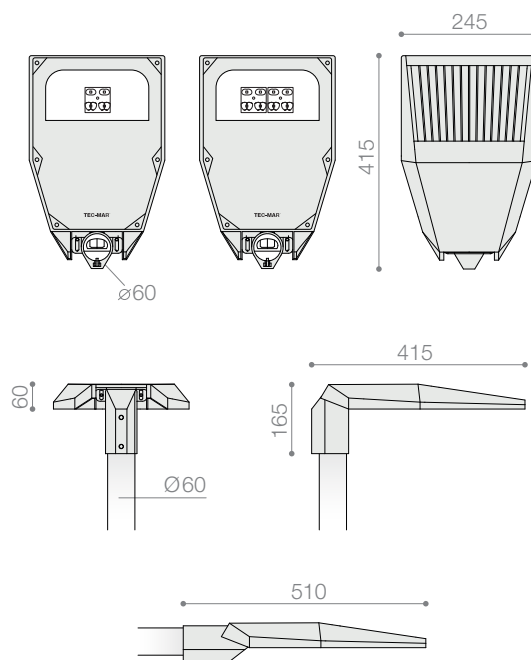


Codice	Mod.	W	°K-CRI	Lm OUTPUT	Replaces	L x P x H (mm)	Col.
9202T24050GL	T2	50	4000-70	7495	100W JM/SAP	245 x 415 x 60	●
9202T24075GL	T2	75	4000-70	12026	150W JM/SAP	245 x 415 x 60	●
9202T24120GL	T2	120	4000-70	16312	250W JM/SAP	245 x 415 x 60	●



mod.T2
Optica stradale

| | 220/240 V~ | | IP66 | IK08 | RG0/RG1 | CRI >70 | 3 step MacAdam | **L90-B10 >100.000h** | 10 kV | | Pre-cablato cavo H07RN-F (600 mm) | SILVER | 7 ANNI DI GARANZIA



QUADRA | QUADRA HP


Incasso in appoggio a soffitto / Led panel



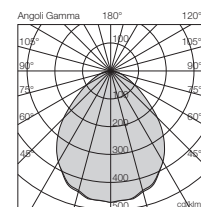
QR sito web



QR sito web

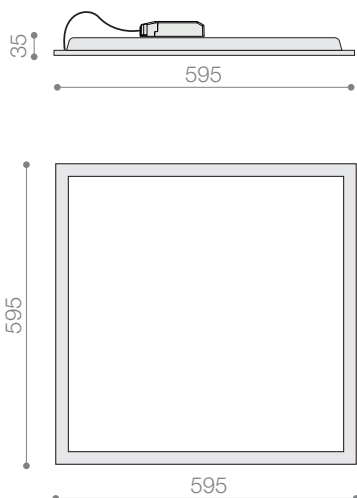


Codice	Mod.	W	W DIP switch	°K-CRI	UGR	Lm OUTPUT	Replace	L x P x H (mm)	Col.
1804QP0432EL	QP	32	25-27-29-32	4000-80	<19	3619	4x18W FLUO	595 x 595 x 35	○
1806QP0434EL	QP	34	-	4000-80	<19	4400	4x18W FLUO	595 x 595 x 35	○
1806QP0434LD	QP	34	Dali	4000-80	<19	4400	4x18W FLUO	595 x 595 x 35	○
ACC037	Kit per installazione a plafone. Cornice 600x600 mm		Ceiling installation kit. 600x600 mm frame.						





mod.QP
Diffondente 90° UGR<19

| | 220 V~ | | IP20/IP40 | IK06 | RG0/RG1 | CRI >80 | 3 step MacAdam | L80-B50>100.000h | L90-B10>60.000h | Dip-switch | UGR<19 | ANNI DI GARANZIA

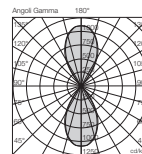
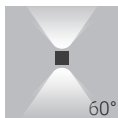


ARC

Parete / Wall



Codice	Mod.	W	°K-CRI	Lm OUTPUT	L x P x H (mm)	Col.
7022B63009BL	B6	9	3000-80	674	60 x 70 x 60	○

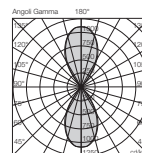
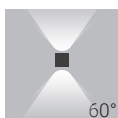


mod.B6
Biemissione 60°



QR sito web

Codice	Mod.	W	°K-CRI	Lm OUTPUT	L x P x H (mm)	Col.
7022B63009GL	B6	9	3000-80	674	60 x 70 x 60	○

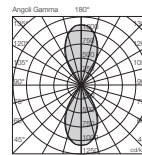
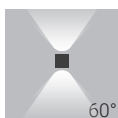


mod.B6
Biemissione 60°



QR sito web

Codice	Mod.	W	°K-CRI	Lm OUTPUT	L x P x H (mm)	Col.
7022B63009CL	B6	9	3000-80	674	60 x 70 x 60	●

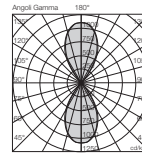
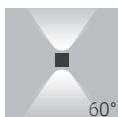


mod.B6
Biemissione 60°



QR sito web

Codice	Mod.	W	°K-CRI	Lm OUTPUT	L x P x H (mm)	Col.
7022B63009NL	B6	9	3000-80	674	60 x 70 x 60	●

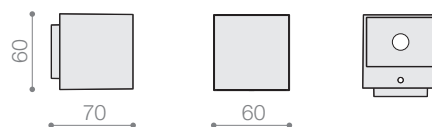



mod.B6
Biemissione 60°






QR sito web

| | 220/240 V~ | | IK08 | RG0/RG1 | 3 step MacAdam | L80-B50 > 75.000h | L80-B20 > 50.000h | BORDO MARE | BIANCO | CORTEN | GRIGIO | ANTRACITE | 7 ANNI DI GARANZIA

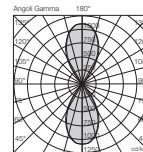
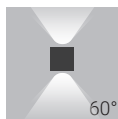


ARC

Parete / Wall



Codice	Mod.	W	°K-CRI	Lm OUTPUT	L x P x H (mm)	Col.
7022B63014BL	B6	14	3000-80	1407	110 x 112 x 110	○

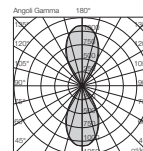
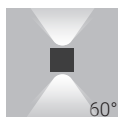


mod.B6
Biemissione 60°



QR sito web

Codice	Mod.	W	°K-CRI	Lm OUTPUT	L x P x H (mm)	Col.
7022B63014GL	B6	14	3000-80	1407	110 x 112 x 110	○

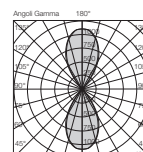
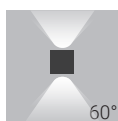


mod.B6
Biemissione 60°



QR sito web

Codice	Mod.	W	°K-CRI	Lm OUTPUT	L x P x H (mm)	Col.
7022B63014CL	B6	14	3000-80	1407	110 x 112 x 110	●

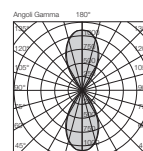
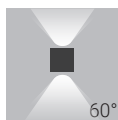


mod.B6
Biemissione 60°



QR sito web

Codice	Mod.	W	°K-CRI	Lm OUTPUT	L x P x H (mm)	Col.
7022B63014NL	B6	14	3000-80	1407	110 x 112 x 110	●




mod.B6
Biemissione 60°




QR sito web

| | 220/240 V~ | | IK08 | RG0/RG1 | 3 step MacAdam | L80-B50 > 75.000h | BORDO MARE | BIANCO ● CORTEN | GRIGIO ● ANTRACITE | 7 ANNI DI GARANZIA

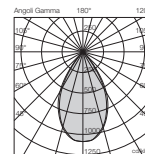
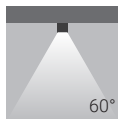


ARC

Soffitto / Wall



Codice	Mod.	W	°K-CRI	Lm OUTPUT	L x P x H (mm)	Col.
7022S63010BL	S6	10	3000-80	784	100 x 100 x 100	○

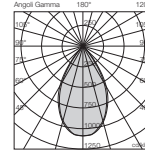
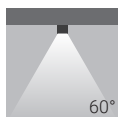


mod.S6
Media diffondente 60°



QR sito web

Codice	Mod.	W	°K-CRI	Lm OUTPUT	L x P x H (mm)	Col.
7022S63010GL	S6	10	3000-80	784	100 x 100 x 100	●

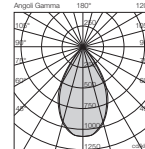
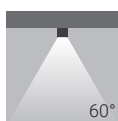


mod.S6
Media diffondente 60°



QR sito web

Codice	Mod.	W	°K-CRI	Lm OUTPUT	L x P x H (mm)	Col.
7022S63010CL	S6	10	3000-80	784	100 x 100 x 100	●

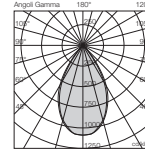
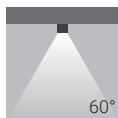


mod.S6
Media diffondente 60°



QR sito web

Codice	Mod.	W	°K-CRI	Lm OUTPUT	L x P x H (mm)	Col.
7022S63010NL	S6	10	3000-80	784	100 x 100 x 100	●

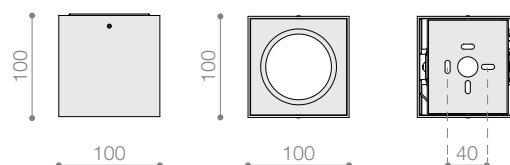


mod.S6
Media diffondente 60°





QR sito web

| | 220/240 V~ | | IK08 | RG0/RG1 | 3 step MacAdam | L80-B50 > 75.000h | L80-B20 > 50.000h | BORDO MARE | BIANCO | CORTEN | GRIGIO | ANTRACITE | 7 ANNI DI GARANZIA

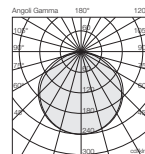


MILO mod. MD-BD

Parete / Wall



Codice	Mod.	W	°K-CRI	Lm OUTPUT	L x P x H (mm)	Col.
7054MD3008BL	MD	8	3000-80	662	125 x 70 x 65	○
7054MD3008GL	MD	8	3000-80	662	125 x 70 x 65	○
7054MD3008CL	MD	8	3000-80	662	125 x 70 x 65	●
7054MD3008NL	MD	8	3000-80	662	125 x 70 x 65	●

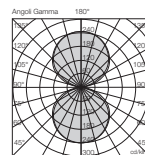
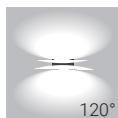


mod.MD
Monoemissione 120°



QR sito web

Codice	Mod.	W	°K-CRI	Lm OUTPUT	L x P x H (mm)	Col.
7054BD3014BL	BD	14	3000-80	1165	125 x 70 x 65	○
7054BD3014GL	BD	14	3000-80	1165	125 x 70 x 65	○
7054BD3014CL	BD	14	3000-80	1165	125 x 70 x 65	●
7054BD3014NL	BD	14	3000-80	1165	125 x 70 x 65	●

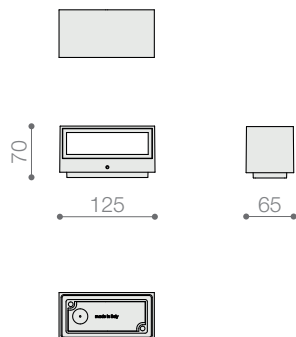


mod.BD
Biemissione 120°



QR sito web

| | 220/240 V~ | | IK08 | RG0/RG1 | 3 step MacAdam | **L90-B10 >100.000h** | BORDO MARE | BIANCO | CORTEN | GRIGIO | ANTRACITE | 7 ANNI DI GARANZIA

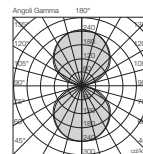
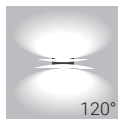


MILO mod. BS

Parete / Wall




Codice	Mod.	W	°K-CRI	Lm OUTPUT	L x P x H (mm)	Col.
7054BS3015BL	BS	15	3000-80	1500	180 x 112 x 70	○



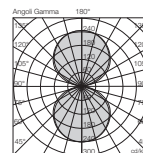
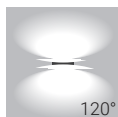
mod.BS
Biemissione 120°



QR sito web



Codice	Mod.	W	°K-CRI	Lm OUTPUT	L x P x H (mm)	Col.
7054BS3015GL	BS	15	3000-80	1500	180 x 112 x 70	●



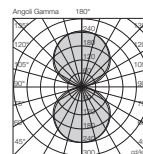
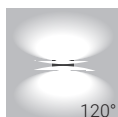
mod.BS
Biemissione 120°



QR sito web



Codice	Mod.	W	°K-CRI	Lm OUTPUT	L x P x H (mm)	Col.
7054BS3015NL	BS	15	3000-80	1500	180 x 112 x 70	●

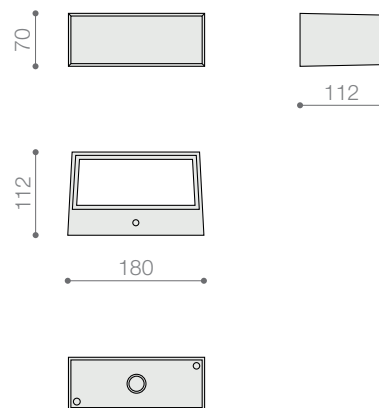


mod.BS
Biemissione 120°



QR sito web

| | 220/240 V~ | | IK08 | RG0/RG1 | 3 step MacAdam | L90-B10 >100.000h | BORDO MARE | BIANCO | GRIGIO | ANTRACITE | 7 ANNI DI GARANZIA



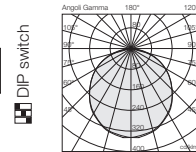
CRIO

Parete - soffitto / Wall - Ceiling



Codice	Mod.	W	°K-CRI	Lm OUTPUT	Ø x H (mm)	Col.
7014B33024EL	B3	24	3000-80	2625	280 x 55	○
7014B34024EL	B3	24	4000-80	2768	280 x 55	○


7014B33024EL		7014B34024EL	
W	Lm OUTPUT	W	Lm OUTPUT
10	1197	10	1262
15	1697	15	1789
18	2012	18	2121
21	2322	21	2448
24	2625	24	2768



mod.B3

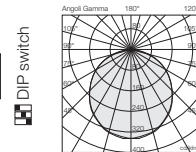


QR sito web



Codice	Mod.	W	°K-CRI	Lm OUTPUT	Ø x H (mm)	Col.
7014G33024EL	G3	24	3000-80	2625	280 x 55	○
7014G34024EL	G3	24	4000-80	2768	280 x 55	○

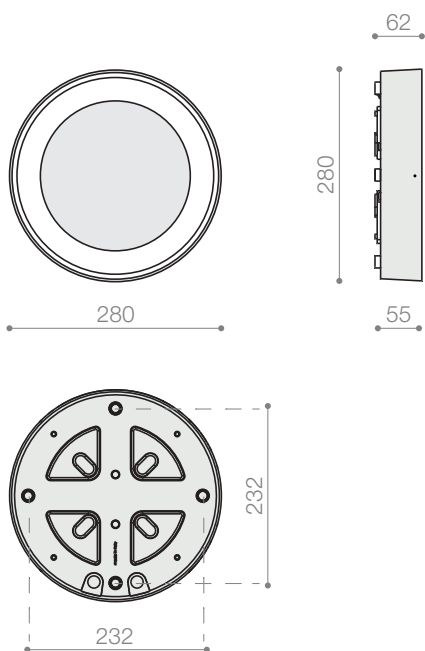
7014G33024EL		7014G34024EL	
W	Lm OUTPUT	W	Lm OUTPUT
10	1197	10	1262
15	1697	15	1789
18	2012	18	2121
21	2322	21	2448
24	2625	24	2768



mod.G3



QR sito web

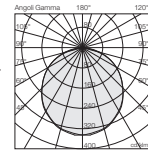
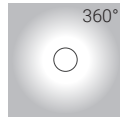


ZOE

Parete - soffitto / Wall - Ceiling



Codice	Mod.	W	°K-CRI	Lm OUTPUT	Ø x H (mm)	Col.
7012B33020EL	B3	20	3000-80	1917	280 x 55	○
7012B34020EL	B3	20	4000-80	2021	280 x 55	○



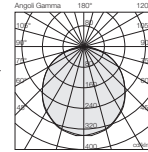
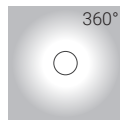
mod.B3



QR sito web




Codice	Mod.	W	°K-CRI	Lm OUTPUT	Ø x H (mm)	Col.
7012G33020EL	G3	20	3000-80	1917	280 x 55	●
7012G34020EL	G3	20	4000-80	2021	280 x 55	●



mod.G3

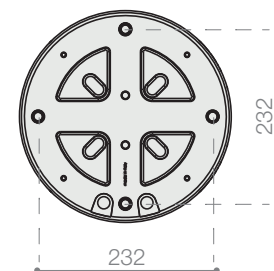
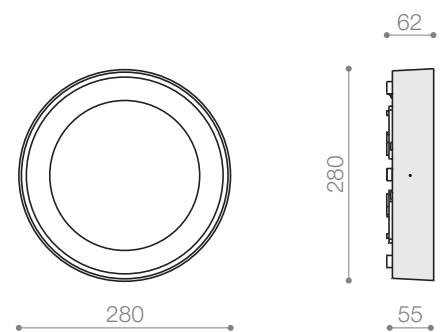


QR sito web



Codice	Descrizione
ACC271	Staffa di fissaggio a parete per installazione a 45° colore bianco.
ACC272	Staffa di fissaggio a parete per installazione a 45° colore grigio.

| | 220/240 V~ | -25°C / +45°C | IP66 | IK09 | RG0/RG1 | CRI >80 | 3 step MacAdam | L80-B50 >100.000h / L90-B10 >60.000h | BORDO MARE | BIANCO / GRIGIO | 7 ANNI DI GARANZIA



GEM

Parete - soffitto / Wall - Ceiling

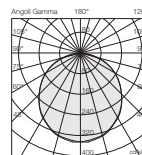


Codice	Mod.	W	°K-CRI	Lm OUTPUT	L x P x H (mm)	Col.
7016B33015EL	B3	15	3000-80	1036	200 x 55 x 100	○
7016B34015EL	B3	15	4000-80	1092	200 x 55 x 100	○

7016B33015EL	
W	Lm OUTPUT
10	763
15	1036

7016B34015EL	
W	Lm OUTPUT
10	804
15	1092

DIP switch



mod.B3



QR sito web

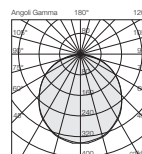


Codice	Mod.	W	°K-CRI	Lm OUTPUT	L x P x H (mm)	Col.
7016G33015EL	G3	15	3000-80	1036	200 x 55 x 100	●
7016G34015EL	G3	15	4000-80	1092	200 x 55 x 100	●

7016G33015EL	
W	Lm OUTPUT
10	763
15	1036

7016G34015EL	
W	Lm OUTPUT
10	804
15	1092

DIP switch

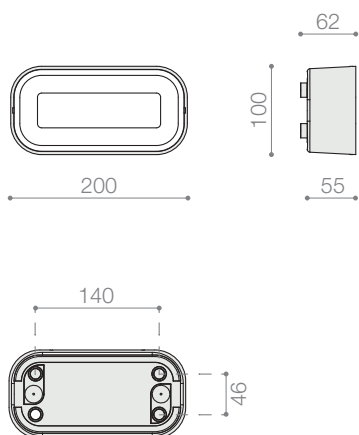


mod.G3



QR sito web

LED |
 CE |
 220/240 v~ |
 IP66 |
 IK09 |
 RGO/RG1 |
 CRI >80 |
 3 step MacAdam |
 L80-B50 >100.000h |
 L90-B10 >60.000h |
 ENTRA - ESCI |
 BORDO MARE |
 Dip-switch |
 BIANCO |
 GRIGIO |
 7 ANNI DI GARANZIA

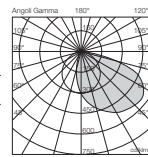


PASO


Segnapasso da incasso / Recessed downlight



Codice	Mod.	W	°K-CRI	Lm OUTPUT	L x P x H (mm)	Col.
1001AR3004BL	AR	4,5	3000-80	213	115 x 46 x 83	○
1001AR3004GL	AR	4,5	3000-80	213	115 x 46 x 83	●
1001AR3004NL	AR	4,5	3000-80	213	115 x 46 x 83	●



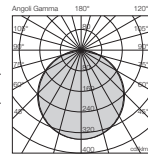
mod.AR
Asimmetrico 45°



QR sito web



Codice	Mod.	W	°K-CRI	Lm OUTPUT	L x P x H (mm)	Col.
1001SM3004BL	SM	4,5	3000-80	153	115 x 46 x 83	○
1001SM3004GL	SM	4,5	3000-80	153	115 x 46 x 83	●
1001SM3004NL	SM	4,5	3000-80	153	115 x 46 x 83	●

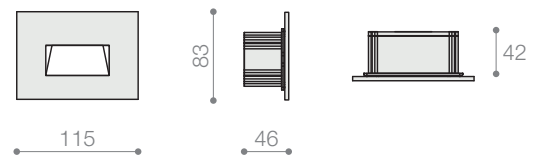


mod.SM
Diffondente 120°



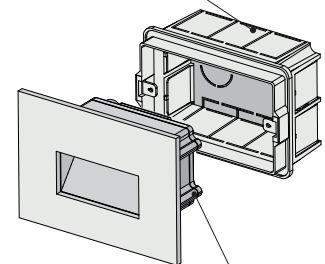
QR sito web

LED | CE | 220/240 V~ | IP66 | IK08 | RG0/RG1 | 3 step MacAdam | L80-B50 > 75.000h | L80-B20 > 50.000h | ENTRA - ESCI | BORDO MARE | BIANCO | GRIGIO | ANTRACITE | 7 ANNI DI GARANZIA



Installazione in scatola da incasso standard 503

Recess box 503




Sistema di fissaggio rapido a molle integrate

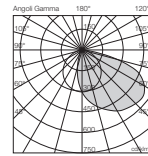
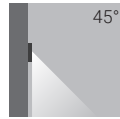
Integrated quick spring rapid system

PIXEL

Segnapasso di superficie / Surface marker



Codice	Mod.	W	°K-CRI	Lm OUTPUT	L x P x H (mm)	Col.
1002AR3006BL	AR	6	3000-80	439	120 x 35 x 120	○

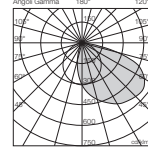



mod.AR
Asimmetrico 45°



QR sito web

Codice	Mod.	W	°K-CRI	Lm OUTPUT	L x P x H (mm)	Col.
1002AR3006GL	AR	6	3000-80	439	120 x 35 x 120	○

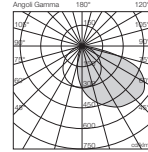



mod.AR
Asimmetrico 45°



QR sito web

Codice	Mod.	W	°K-CRI	Lm OUTPUT	L x P x H (mm)	Col.
1002AR3006CL	AR	6	3000-80	439	120 x 35 x 120	●

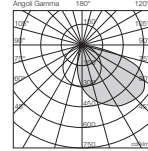



mod.AR
Asimmetrico 45°



QR sito web

Codice	Mod.	W	°K-CRI	Lm OUTPUT	L x P x H (mm)	Col.
1002AR3006NL	AR	6	3000-80	439	120 x 35 x 120	●

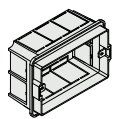
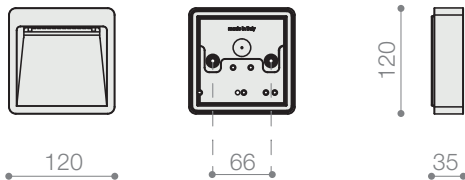


mod.AR
Asimmetrico 45°



QR sito web

| | 220/240 V_~ | | IK08 | RGO/RG1 | 3 step | L80-B50 > 75.000h | L80-B20 > 50.000h | BORDO MARE | BIANCO | CORTEN | GRIGIO | ANTRACITE | 7 ANNI DI GARANZIA

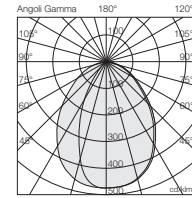
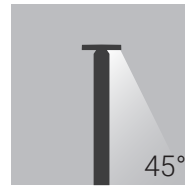



Possibilità d'installazione su scatola incasso standard 503
Installation option on standard recess box 503



OLAF

Bollard



mod.MS
Asimmetrico 45°


QR sito web



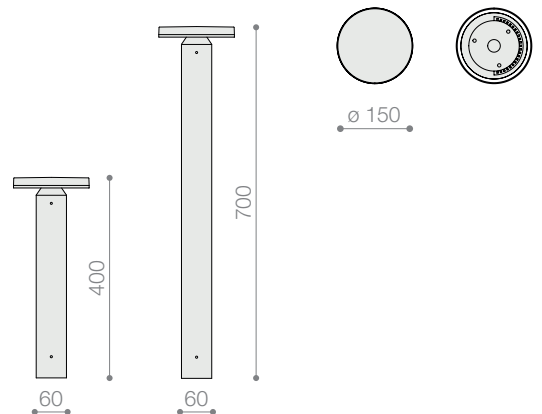
Code	Mod.	W	°K-CRI	Lm OUTPUT	ØxH (mm)	Col.
7060MS3007B4	MS	7,5	3000-80	595	150 x 400	○
7060MS3007B7	MS	7,5	3000-80	595	150 x 700	○
Code	Mod.	W	°K-CRI	Lm OUTPUT	ØxH (mm)	Col.
7060MS3007C4	MS	7,5	3000-80	595	150 x 400	●
7060MS3007C7	MS	7,5	3000-80	595	150 x 700	●

Code	Mod.	W	°K-CRI	Lm OUTPUT	ØxH (mm)	Col.
7060MS3007G4	MS	7,5	3000-80	595	150 x 400	○
7060MS3007G7	MS	7,5	3000-80	595	150 x 700	○
Code	Mod.	W	°K-CRI	Lm OUTPUT	ØxH (mm)	Col.
7060MS3007N4	MS	7,5	3000-80	595	150 x 400	●
7060MS3007N7	MS	7,5	3000-80	595	150 x 700	●

| | 220/240 V~ | | IP66 | IK08 | RG0/RG1 | | 3 step MacAdam | L80-B50 > 75.000h | L80-B20 > 50.000h | | Pre-cablatto cavo H07RN-F (100 mm) | | BORDO MARE | | BIANCO | | GRIGIO | | CORTEN | | ANTRACITE | | 7 ANNI DI GARANZIA

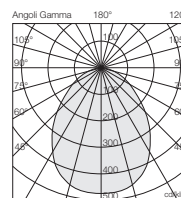
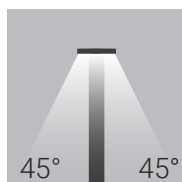



Codice	Descrizione	Installazione
ACC340	Dima, tirafondi e viteria per fissaggio del basamento al terreno	A terra
	Template, tie rods and screws for ground base fixing	Ground



OLAF

Bollard



mod.RS
Rotosimmetrico 360°

QR sito web

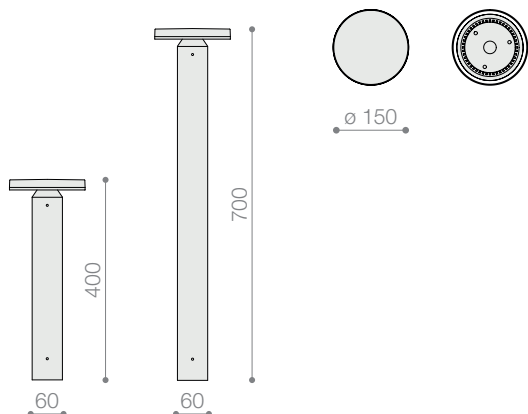


Code	Mod.	W	°K-CRI	Lm OUTPUT	ØxH (mm)	Col.
7060RS3013B4	RS	13	3000-80	997	150 x 400	○
7060RS3013B7	RS	13	3000-80	997	150 x 700	○
Code	Mod.	W	°K-CRI	Lm OUTPUT	ØxH (mm)	Col.
7060RS3013C4	RS	13	3000-80	997	150 x 400	●
7060RS3013C7	RS	13	3000-80	997	150 x 700	●

Code	Mod.	W	°K-CRI	Lm OUTPUT	ØxH (mm)	Col.
7060RS3013G4	RS	13	3000-80	997	150 x 400	○
7060RS3013G7	RS	13	3000-80	997	150 x 700	○
Code	Mod.	W	°K-CRI	Lm OUTPUT	ØxH (mm)	Col.
7060RS3013N4	RS	13	3000-80	997	150 x 400	●
7060RS3013N7	RS	13	3000-80	997	150 x 700	●

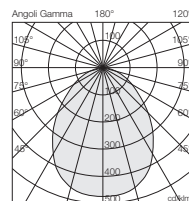
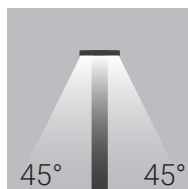

| | 220/240 v~ | | IP66 | IK08 | RG0/RG1 | | 3 step MacAdam | L80-B50 > 75.000h | L80-B20 > 50.000h | | Pre-cablato cavo H07RN-F (100 mm) | | BORDO MARE | | BIANCO | | GRIGIO | | CORTEN | | ANTRACITE | | 7 ANNI DI GARANZIA

Codice	Descrizione	Installazione
ACC340	Dima, tirafondi e viteria per fissaggio del basamento al terreno	A terra
	Template, tie rods and screws for ground base fixing	Ground



OLAF

Retrofit



mod.RS
Rotosimmetrico 360°

QR sito web

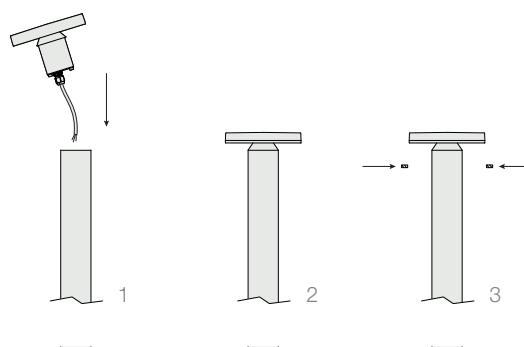
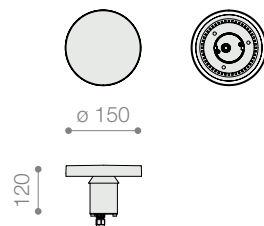


Code	Mod.	W	°K-CRI	Lm OUTPUT	ØxH (mm)	Col.
7060RS3013GL	RS	13	3000-80	997	150 x 120	○

Code	Mod.	W	°K-CRI	Lm OUTPUT	ØxH (mm)	Col.
7060RS3013NL	RS	13	3000-80	997	150 x 120	●


| | 220/240 V~ | IP66 | IK08 | RG0/RG1 | 3 step MacAdam | L80-B50 > 75.000h | L80-B20 > 50.000h | Pre-cablato cavo H07RN-F (100 mm) | BORDO MARE | GRIGIO ANTRACITE | 7 ANNI DI GARANZIA

Predisposto per installazione su palo da Ø 60 mm standard.
Designed for installation on a standard 60 mm diameter pole.

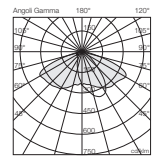


BOSTON

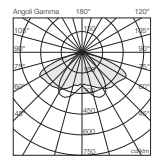

Bollard



Codice	Mod.	W	°K-CRI	Lm OUTPUT	L x P x H (mm)	Col.
7023AM3007G4	AM	7	3000-80	491	60 x 60 x 400	●
7023AM3007G7	AM	7	3000-80	491	60 x 60 x 700	●
7023AM3007N4	AM	7	3000-80	491	60 x 60 x 400	●
7023AM3007N7	AM	7	3000-80	491	60 x 60 x 700	●



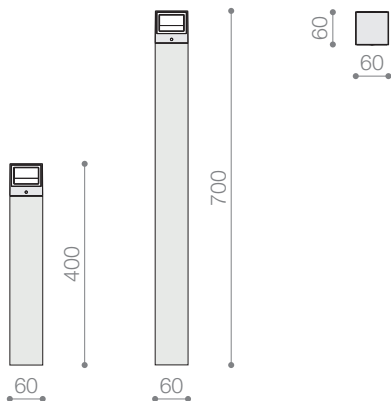
Codice	Mod.	W	°K-CRI	Lm OUTPUT	L x P x H (mm)	Col.
7023AB3014G4	AB	14	3000-80	981	60 x 60 x 400	●
7023AB3014G7	AB	14	3000-80	981	60 x 60 x 700	●
7023AB3014N4	AB	14	3000-80	981	60 x 60 x 400	●
7023AB3014N7	AB	14	3000-80	981	60 x 60 x 700	●



LED | CE | 220/240 V_e | IP66 | IK08 | RG0/RG1 | 3 step MacAdam | L80-B50 > 75.000h | L80-B20 > 50.000h | BORDO MARE | GRIGIO ANTRACITE | 7 ANNI DI GARANZIA



Codice	Descrizione	Installazione
ACC338	Dima, tirafondi e viteria per fissaggio del basamento al terreno	A terra
	Template, tie rods and screws for ground base fixing	Ground

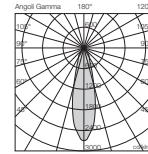


ROD

Proiettore spot / Spotlight



Codice	Mod.	W	°K-CRI	Lm OUTPUT	L x P x H (mm)	Col.
7050M33015BL	M3	15	3000-80	1142	94 x 60 x 110	○

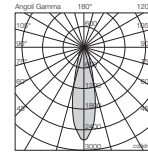


mod.M3
Spot 36°



QR sito web

Codice	Mod.	W	°K-CRI	Lm OUTPUT	L x P x H (mm)	Col.
7050M33015GL	M3	15	3000-80	1142	94 x 60 x 110	●

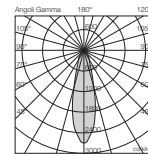


mod.M3
Spot 36°



QR sito web

Codice	Mod.	W	°K-CRI	Lm OUTPUT	L x P x H (mm)	Col.
7050M33015CL	M3	15	3000-80	1142	94 x 60 x 110	●

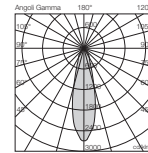


mod.M3
Spot 36°



QR sito web

Codice	Mod.	W	°K-CRI	Lm OUTPUT	L x P x H (mm)	Col.
7050M33015NL	M3	15	3000-80	1142	94 x 60 x 110	●



mod.M3
Spot 36°



QR sito web

220 V_~ 240

 IP66

 IK08

 RG0/RG1

 3 step MacAdam

 L80-B50 > 75.000h

 L80-B20 > 50.000h

 Pre-cablato cavo H07RN-F (600 mm)

 BORDO MARE

 BIANCO

 GRIGIO

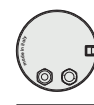
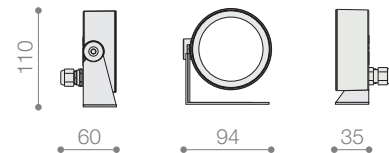
 CORTEN

 ANTRACITE

 7 ANNI DI GARANZIA

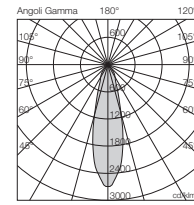


Codice	Descrizione	Installazione
ACC305	Picchetto in tecnopolimero nero lunghezza 230mm	A terra
	Black technopolymer stake length 230mm	Ground



ROD

Proiettore spot con picchetto / Spotlight with picket



mod. G3
Spot 36°



QR sito web



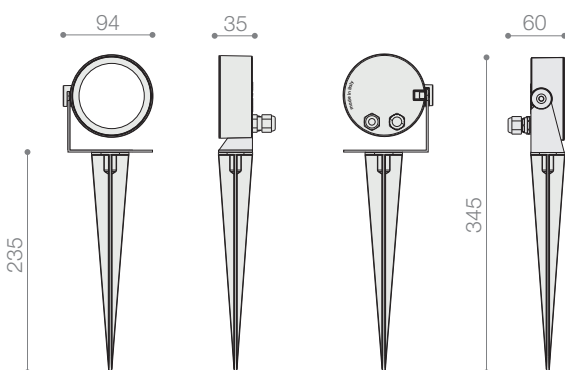
Codice	Mod.	W	°K-CRI	Lm OUTPUT	L x P x H (mm)	Col.
7050G33010BL	G3	10	3000-80	761	94 x 60 x 345	○
7050G33015BL	G3	15	3000-80	1142	94 x 60 x 345	○

Codice	Mod.	W	°K-CRI	Lm OUTPUT	L x P x H (mm)	Col.
7050G33010GL	G3	10	3000-80	761	94 x 60 x 345	○
7050G33015GL	G3	15	3000-80	1142	94 x 60 x 345	○

Codice	Mod.	W	°K-CRI	Lm OUTPUT	L x P x H (mm)	Col.
7050G33010CL	G3	10	3000-80	761	94 x 60 x 345	●
7050G33015CL	G3	15	3000-80	1142	94 x 60 x 345	●

Codice	Mod.	W	°K-CRI	Lm OUTPUT	L x P x H (mm)	Col.
7050G33010NL	G3	10	3000-80	761	94 x 60 x 345	●
7050G33015NL	G3	15	3000-80	1142	94 x 60 x 345	●

| | 220/240 V~ | | IK08 | RG0/RG1 | 3 step MacAdam | L80-B50 > 75.000h | L80-B20 > 50.000h | | Pre-cablatο cavo H07RN-F (800 mm) | BORDO MARE | BIANCO | GRIGIO | CORTEN | ANTRACITE | 7 ANNI DI GARANZIA



TEC-MAR[®]
L I G H T I N G

Via delle industrie, 1
Crespiatica (LO) 26835
T. +39 0371 484029
48h@tec-mar.it
www.tec-mar.it

Made in Italy